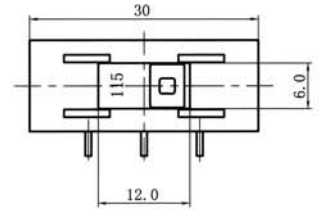
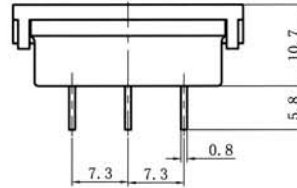
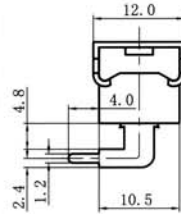



## L16

## SERIES SWITCHES



MODEL NO	SCHEMATIC
L16	

### SPECIFICATION

Contact Rating : 12A 125/250VAC ( )  
 : 10(1)A 250V- $\mu$ T85 ( )  
 Contact Resistance : 50 milliohms max.  
 Insulation Resistance : 500 Megohms min. 500VDC

Withstand Voltage : 2,000 VAC-1 minute  
 Endurance : 10,000 Cycles

