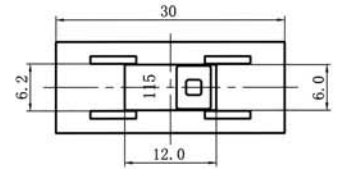
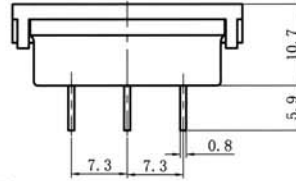
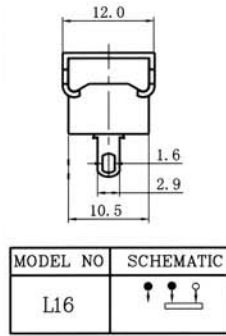



L16

SERIES SWITCHES



SPECIFICATION

Contact Rating : 12A 125/250VAC ()
 : 10(1)A 250V- μ T85 ()
 Contact Resistance : 50 milliohms max.
 Insulation Resistance : 500 Megohms min. 500VDC

Withstand Voltage : 2,000 VAC-1 minute
 Endurance : 10,000 Cycles

