



淮 洋 有 限 公 司 HUI YANG CO.,LTD.

TEL : 886-2-8261-8986 FAX : 886-2-8261-1885

www.hy1688.com.tw 236新北市土城區中央路二段191號10樓之5

Rocker Switch R5 Series

SPECIFICATION



- Electrical Rating : 20A 125VAC/16A 250VAC(UL)
10A/15A/16A 250VAC(VDE)
10A 250VAC/15A 125VAC(UL)
- Mechanical life: Over 30000 cycles
- Electrical life: Over 10000 cycles
- Contact resistance: <math><20\text{m}\Omega</math>
- Insulation resistance: >1000M Ω
- High voltage resistance: >1500V 1 min.
- Ambient temperature: Terminal side -20 to +85 $^{\circ}\text{C}$
Actuating side -20 to +55 $^{\circ}\text{C}$
- Storage temperature: -30 to +80 $^{\circ}\text{C}$ Max
- Atmospheric humidity: Max.85%
- Actuating force: 4~8N(depends on different switch function)
- Flammability: UL94 V-2
- Temperature rise at the terminal: Max 30 $^{\circ}\text{C}$ (UL1054)
- Solder ability of terminal: Max 350 $^{\circ}\text{C}$, 3s

MATERIALS

- Housing: Nylon 66
- Rocker: PC & PA66
- Contacts: Silver Alloy
- Terminal: Brass Silver Plated
- Lamp: Neon Lamp, Tungsten Lamp
- Spring: SWP, SUS
- Movable Arm: Brass Silver Plated

HOW TO ORDER

R5	1	5	K	K	E	T	0	F	A
Series	Switch Function	Rating	Housing Color	Actuator Color	Marking	Terminal Type	Lamp Voltage	Safety Approval	
Series			G Gray W White K Black	See option of marking			0 Without Lamp 1 125V AC 2 250V AC 3 12 VDC 4 24 VDC	F 4 Safety Approvals E None Approval	
1 ON-OFF	2 ON-ON	3 ON-OFF-ON	4 ON-(ON)	5 OFF-(ON)	6 (ON)-OFF-(ON)	7 ON-(OFF)	8 ON-OFF-(ON)	9 ON-OFF (With Lamp)	
			G Gray W White K Black O Orange R Red B Blue	Y Yellow(III.) M Green(III.) D Red(III.) F Blue(III.) T White Crystal					Quick Connect Tab
		2 10A 250VAC 5 16A 250VAC 20A 125VAC							

R5/32/62/82
10A 250VAC
15A 125VAC(UL)

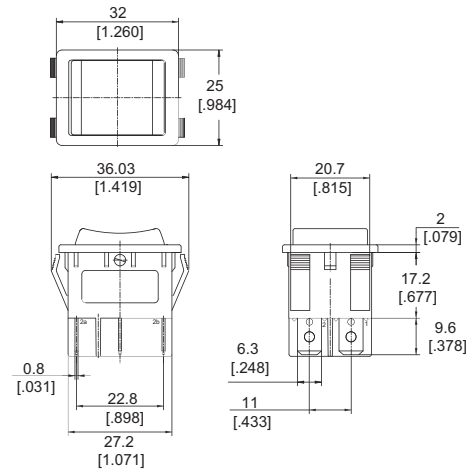
Rocker Switch R5 Series



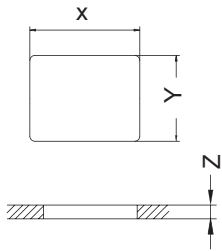
Option of switch function

Item NO	POLES & THROWS	Rocker position ():Momentary		
		Left	Center	Right
R51	DPST	ON	None	OFF
R52	DPDT	ON	None	ON
R53	DPDT	ON	OFF	ON
R54	DPDT	ON	None	(ON)
R55	DPST	OFF	None	(ON)
R56	DPDT	(ON)	OFF	(ON)
R57	DPST	ON	None	(OFF)
R58	DPDT	ON	OFF	(ON)
R59	DPST (WITHLAMP)	ON	None	OFF

Dimension



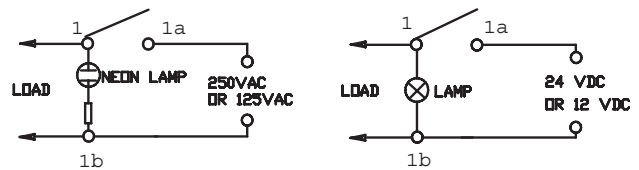
Panel cut out
















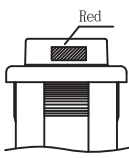

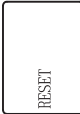



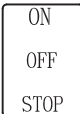

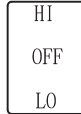


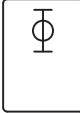







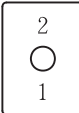


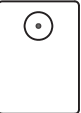





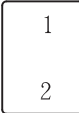


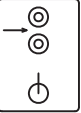

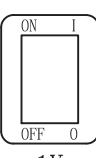


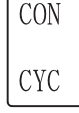

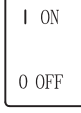

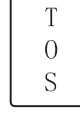
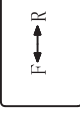



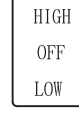


Z	Y	X
0.70~1.25	22.20~22.30	30.0~30.20
1.25~2.00	22.20~22.30	30.2~30.40
2.00~3.00	22.20~22.30	30.6~30.80

Circuits for switch with lamp

- For circuits of 250V AC or 125V AC
- For circuits of 24V DC or 12V DC



 A	 B	 C	 D	 E	 F	 G	 H	 I
 J	 K	 L	 M	 N	 O	 P	 Q	
 S	 T	 U	 V	 W	 X	 Y	 Z	 1A
 1B	 1C	 1D	 1E	 1F	 1G	 1H	 1I	 1J
 1K	 1L	 1M	 1N	 1O	 1P	 1Q	 1R	 1S
 1T	 1U	 1V	 1W		 1Y	 1Z	 2A	 2B
 2C	 2D	 2E	 2F	 2G	 2H	 2I	 2J	 2K