



淮洋有限公司 HUI YANG CO., LTD.

TEL : 886-2-8261-8986 FAX : 886-2-8261-1885

www.hy1688.com.tw 236新北市土城區中央路二段191號10樓之5

Rocker Switch MRA Series

SPECIFICATION

- Electrical Rating : 3A 250VAC(UL,VDE)
- Mechanical life: Over 30000 cycles
- Electrical life: Over 10000 cycles
- Contact resistance: <math><20m\Omega</math>
- Insulation resistance: >1000M Ω
- High voltage resistance: >1500V 1 min.
- Ambient temperature: Terminal side -20 to +85 $^{\circ}$ C
Actuating side -20 to +55 $^{\circ}$ C
- Storage temperature: -30 to +80 $^{\circ}$ C Max
- Atmospheric humidity: Max.85%
- Actuating force: 4 to 8N(depends on different switch function)
- Flammability: UL94 V-2
- Temperature rise at the terminal: Max 30 $^{\circ}$ C (UL1054)
- Solder ability of terminal: Max 350 $^{\circ}$ C, 3s



MATERIALS

- Housing: PA66
- Rocker: PA66
- Contacts: Silver alloy
- Terminal: Brass silver plated
- Spring: SWC
- Movable arm: Brass silver plated

HOW TO ORDER

MRA

Series

Series

1

Switch
Function

1	ON-OFF
2	ON-ON

K

Housing
Color

G	Gray
W	White
K	Black

K

Actuator
Color

G	Gray
W	White
K	Black
O	Orange
R	Red
B	Blue

E

Marking

Please see option of Marking

T

Terminal
Type

T connect tab 3.7(Wide)*0.4(Thick)

C

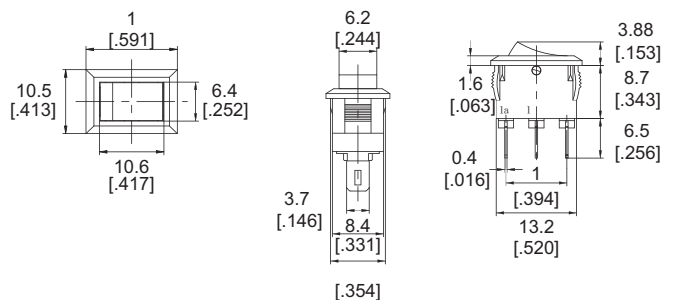
Safety
Approval

C	3 Safety Approvals
E	None Approvals

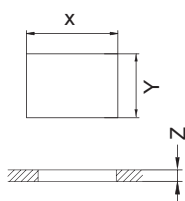
Option of switch function

Item NO	POLES &THROWS	Rocker position		
		Left	Center	Right
MRA1	SPST	ON	None	OFF
MRA2	SPDT	ON	None	ON


















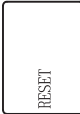


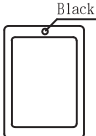
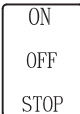

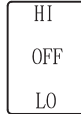


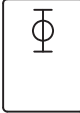







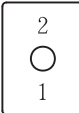


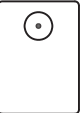





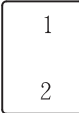


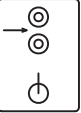

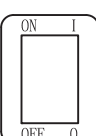


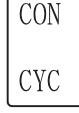

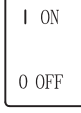

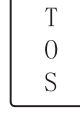
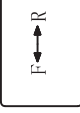



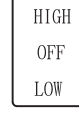
Dimension



Panel cut out



Z	Y	X
0.70~1.25	9.10~9.20	14.10~14.20
1.25~2.00	9.10~9.20	14.20~14.30
2.00~3.00	9.10~9.20	14.30~14.40

 A	 B	 C	 D	 E	 F	 G	 H	 I
 J	 K	 L	 M	 N	 O	 P	 Q	
 S	 T	 U	 V	 W	 X	 Y	 Z	 1A
 1B	 1C	 1D	 1E	 1F	 1G	 1H	 1I	 1J
 1K	 1L	 1M	 1N	 1O	 1P	 1Q	 1R	 1S
 1T	 1U	 1V	 1W		 1Y	 1Z	 2A	 2B
 2C	 2D	 2E	 2F	 2G	 2H	 2I	 2J	 2K