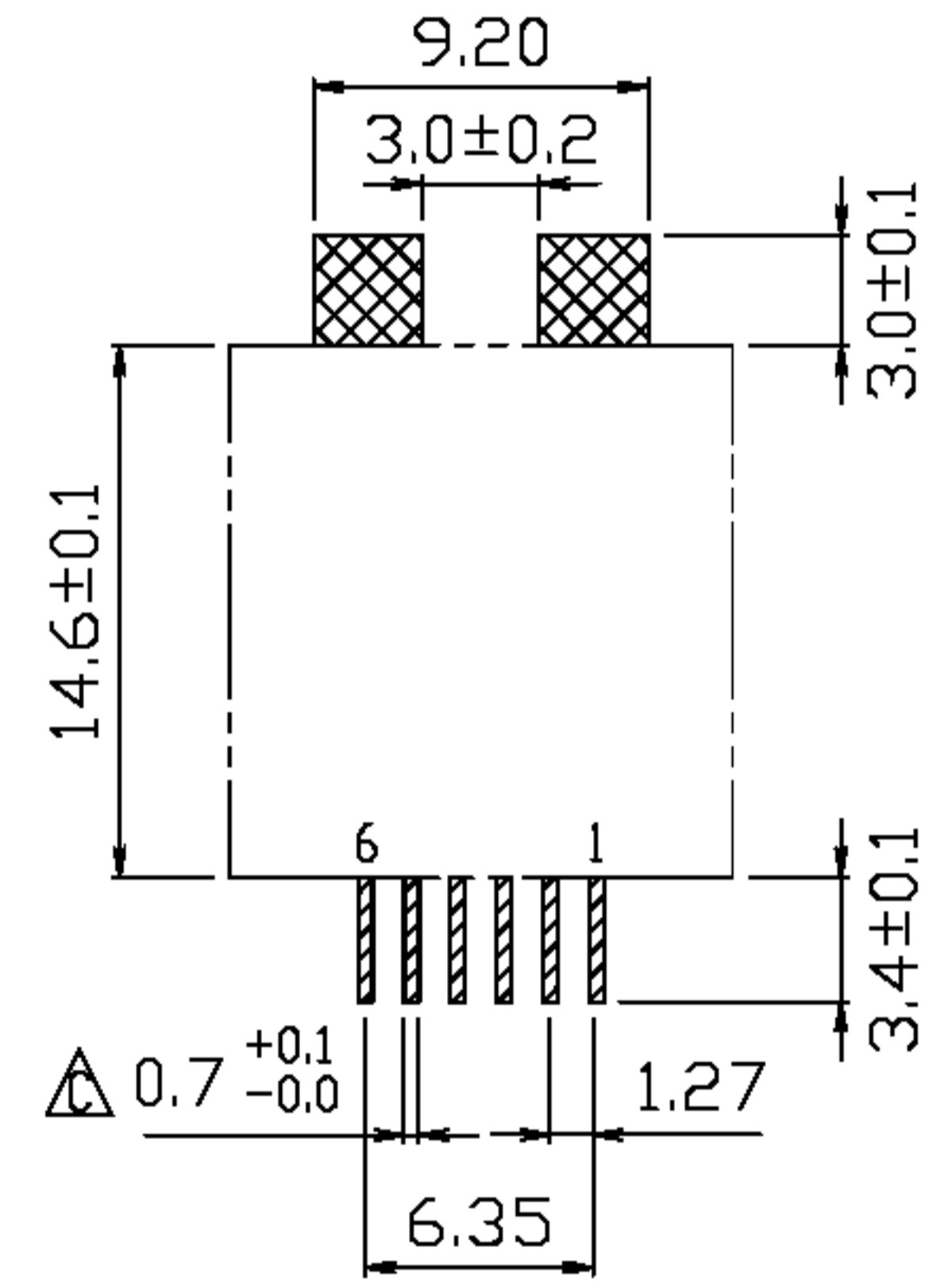
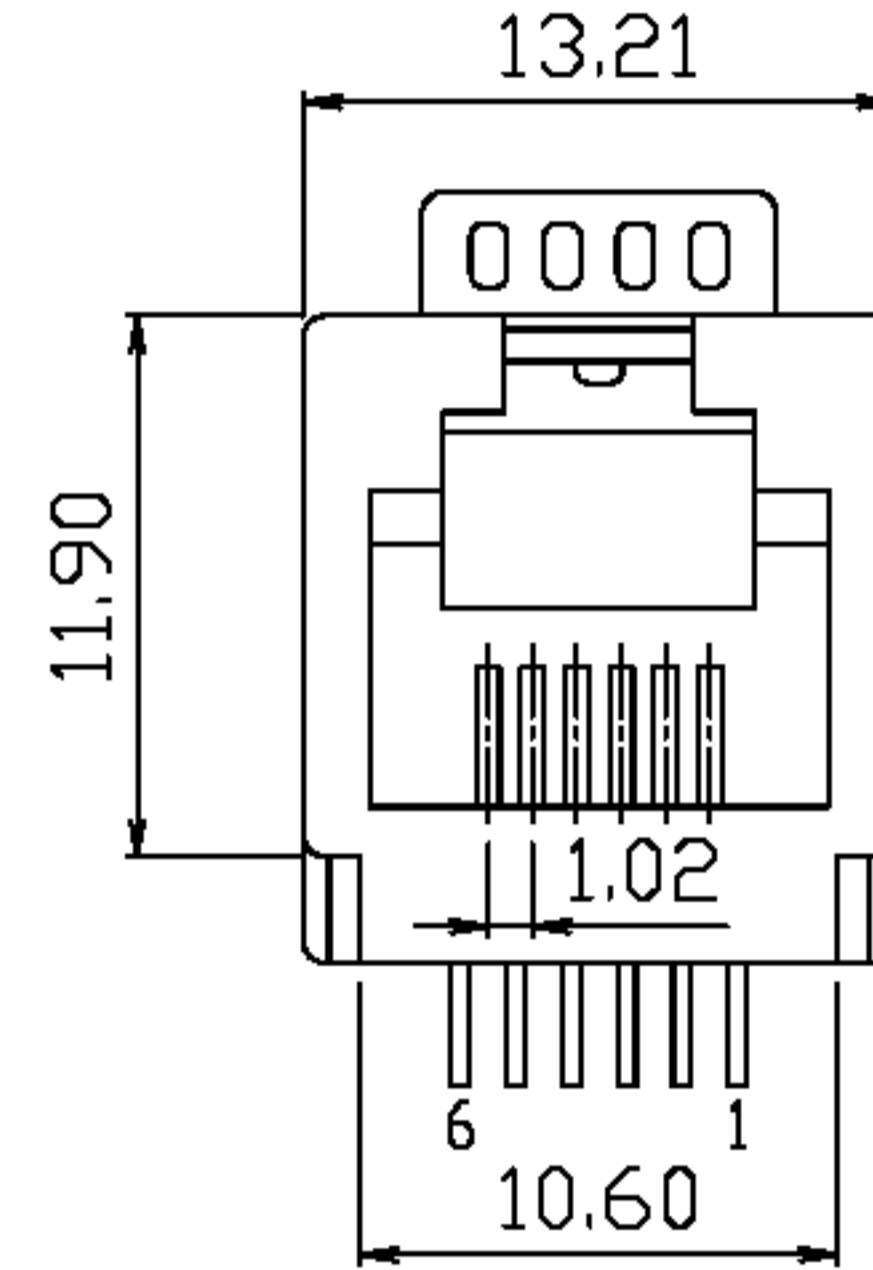
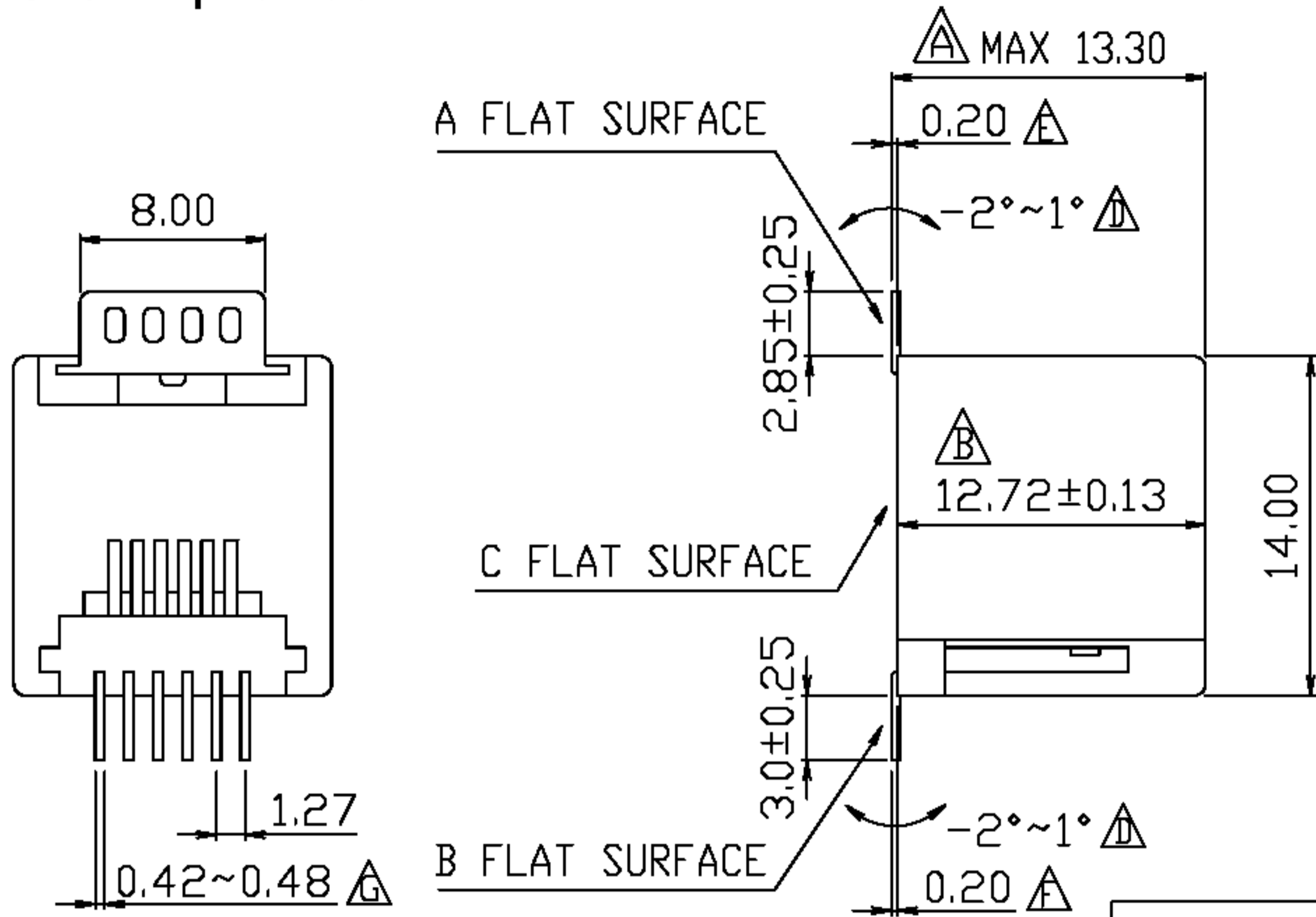


RoHS Compliance



- NOTE:
1. A AND B HIGHEST POINT MUST OVER C FLAT SURFACE.
 2. THE MAXIMUM DISTANCE (0.15m/m) BETWEEN LOWEST AND HIGHEST ON A AND B FLAT SURFACE.

REVISIONS							
LTR	DESCRIPTION	DATE	APP	LTR	DESCRIPTION	DATE	APP
△	12.80±0.1	05/20/00	CHANG	△	ADD	03/27/07	CHANG
△	12.80	05/20/00	CHANG	△	ADD	03/27/07	CHANG
△	0.6 ^{+0.1} / _{-0.0}	03/27/07	CHANG				
△	±2°	03/27/07	CHANG				
△	ADD	03/27/07	CHANG				

淮洋有限公司 HUI YANG CO., LTD.
 TEL : 886-2-8261-8986 FAX : 886-2-8261-1885
 www.hy1688.com.tw 236新北市土城區中央路二段191號10樓之5

DO NOT SCALE DRAWING	TOLERANCES UNLESS OTHERWISE NOTED	INCH	MM	DR. CIAN.CI.LUO	DATE DEC-24 '08	TITLE 6POSITION TOP ENTRY SMT TYPE W/O BOARD LOCK PCB JACK				
THIRD ANGLE PROJECTION	LINEAR	MM 00 ± .01 000 ± .005 0000 ± .002	INCH 0.0 ± 0.25 0.00 ± 0.13 0.000 ± 0.05	CK'D M.CHANG	DEC-24 '08	SCALE	SIZE	DWG.NO. 973802	REV. 8	SHEET 1
MM INCH	ANGLE ± 0° 30'	RADII	+ 0.40 - 0.15	APP'D W.J.YANG	DEC-25 '08					