




► Float Sensor

FS8- 88 N Series



► Switch Specifications of 88N Series

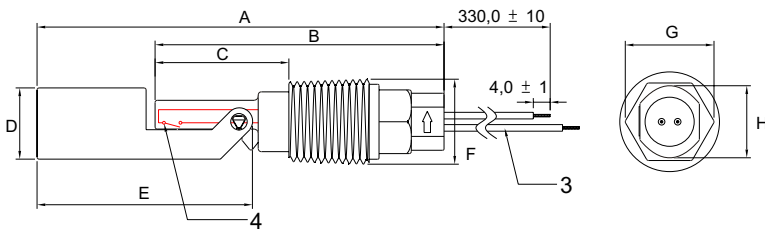
Property	Contact Type	Unit	(0)Normal Open	(1)High Power	(2)Normal Close	(3)Change Over
· Switched Power (max)		W	10	70	5	5
· Switched Voltage DC (max)		V	200	200	175	175
· Switched Voltage AC,RMS value (max)		V	---	250	125	125
· Switched Current DC (max )		mA	500	1000	400	400
· Switched Current AC,RMS value (max)		mA	---	1000	280	280
· Contact Resistance (initial max)		mΩ	80	90	140	140
· Insulation Resistance (min)		MΩ	10 <sup>3</sup>	10 <sup>6</sup>	10 <sup>3</sup>	10 <sup>3</sup>
· Operate Time -		ms	0.5	0.35	1.0	1.0
· Operating ambient		°C	-40 ~50	-55~50	-55 ~50	-55 ~50

► Switch Types

Table 1

<p>White White</p> <p>0 : Normal Open A Type</p>	<p>Red White</p> <p>1 : Normal Open - A Type Hi Power</p>	<p>Red Red</p> <p>2 : Normal Close B Type</p>	<p>Red Grey White</p> <p>3 : Change Over C Type</p>
--	---	---	---

► Dimensions



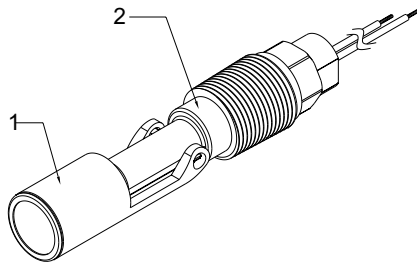
► Body Dimensions

Series	N
A	94.7
B	69.0
C	32.3
D	17.2
E	49.3
F	NPT1/2 ± 0.2
G	17.1
H	13.6

Unit : mm Tolerance ± 0.4

► Structure

1. Float
2. Body
3. Wire
4. Reed Switch



► Plastic Properties

Table 2

Property	Float Specific gravity	Water absorption	Rockwell Hardness	Izod impact strength	Heat distorti temperatures
Material					
PP	0.58	1.4 % (ASTM D955)	97 R Scale (ASTM D785)	3.5 Kg-Cm/Cm (ASTM D256)	98 °C (ASTM D648)
PVDF	0.95	---	80 D (ISO 868)	120 J/m (ISO 180)	108 °C (ISO 75)
ABS	0.67	0.3-0.6 % (ASTM D955)	102 R Scale (ASTM D785)	40Kg-Cm/Cm (ASTM D256)	87 °C (ASTM D648)
Test Conditions	---	---	---	23°C(73°F)	18.6kg/cm <sup>2</sup> (264 psi)

► Wire Specifications

Table 3

Material	Series	Description	Diagram
PVC or PVDF	Normal	Tinned leads	
PVC or PVDF	Cont	JST XH2.5	

► Ordering Information

A Complete part number is represented by the digits below :

FS8-88 - X N - XX H XX XX

- ① : Switch Type - Table 1 (0,1,2,3)
- ② : Material - Table 2 (AB=ABS;PP=PP;PF=PVDF)
- ③ : Wire Specifications - Table 3 - Material(PV=PVC ; PF=PVDF) - Series(NO= Normal ; CN=Cont)

☆☆☆ The wires are not aligned at the end ☆☆☆