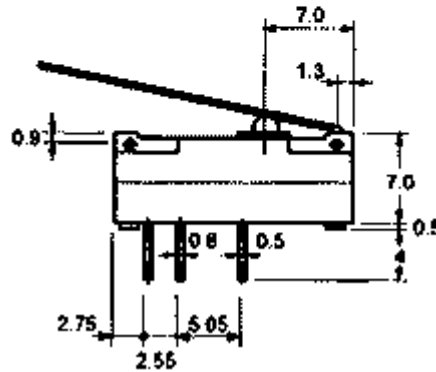
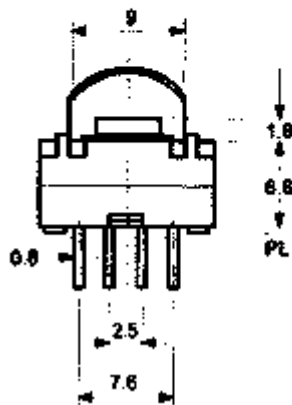
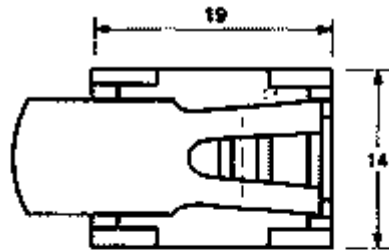


HM2 Series



Specifications :

Ratings :

HM2-P1 : 0.1A / 60VDC

HM2-01 : 0.1A / 60VDC

HM2-01 : 1A / 125VAC

HM2-P2 : 0.1~0.2A / 60VDC

HM2-P2 : 0.1~0.2A / 125VAC

Dimension :

Unless otherwise specified, a tolerance of ± 0.4 mm applies to all dimensions.

Operating Frequency (mechanical).....120 operations / min

Operating Frequency (electrical).....10 ~ 30 operations / min

Contact Resistance (initial).....30mΩ (Max.)

Insulation Resistance (at 500VDC).....100MΩ (Min.)

Storage Temperature.....-25~+85°C

Storage Humidity.....85% RH (Max.)

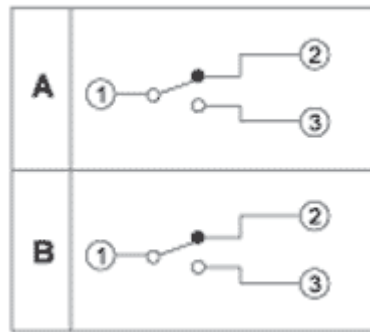
Service Life (mechanical).....10,000,000 operations

Service Life (electrical).....30,000~50,000 operations

Features : Low profile with thickness of 7 mm, Rock wipe contact action, Integral hinge actuator, Long life coil spring mechanism

Application : Telephone, Magnetic card reader, etc.

Contact Configuration :



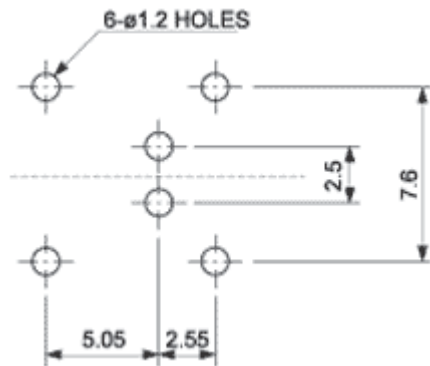
Operating Characteristics :

PART SUFFIX	ACTUATOR TYPES	OF Max. (g)		OP Min. (mm)	PT Max. (mm)	OT Min. (mm)	RP Max. (mm)	RF Min. (g)		
		DPDT	SPDT					DPDT	SPDT	
HM2-□□□-000		H	215	165	7.9	1.3	0.4	8.9	40	20
		S	155	135					25	14
		L	108	90					15	8
HM2-□□□-010		H	73	55	8.5	3.6	1.1	11.6	10	7
		S	60	45					7	5
		L	40	30					4	3
HM2-□□□-020		H	54	40	8.6	5.1	1.1	13.1	7	4
		S	42	32					5	3
		L	26	22					3	2
HM2-□□□-030		H	40	31	8.8	6.7	1.1	14.6	5	3.5
		S	30	25					3	2.5
		L	20	17					2	1.5
HM2-□□□-040		H	47	35	2.4	6.1	1.1	8.1	6	4
		S	36	28					4	3
		L	23	19					2	1.5

Ordering Information :

HM2	—	01	—	S	—	00	—	0	
SERIES PREFIX		C O D E	RATING CURRENT	C O D E	OPERATING FORCE	C O D E	ACTUATOR TYPE	C O D E	CIRCUIT ARRANGEMENT
		P1	0.1A 60VDC	L	LIGHT	00		0	D.P.D.T.
		01	0.1A 60VDC 1A 125VAC	S	STANDARD	01	L = 17.5	3	S.P.D.T.
		P2	0.1~0.2A 60VDC 125VAC	H	HEAVY	02	L = 24.5		
						03	L = 32		
						04	L = 27.4		

Mounting Holes :



Switch Sequence :

