

Technical Data Sheet- Light Transmitting Unit

DATA LINK : DLT11M1

Features

- High speed signal transmission (16Mbps, NRZ signal)
- Input TTL compatible
- +3~+5V power source


Descriptions

The light transmitting unit is a standard-package product with connector and opto-electric component packaged with LED and drive IC. The function of unit changes the electric signal into light signal and be transmitted by plastic fiber.

The unit is operated at single+3V~ +5V and the input signal is TTL compatible. The DLT11M1 has a maximum operating speed of 16 Mbps. The light signal is coupled into plastic fiber by connector. The unit has high performance at low dissipation current, steady light output and efficient light coupling.

Applications

- Audio equipment
- DVD player
- PC, Notebook
- Sound card



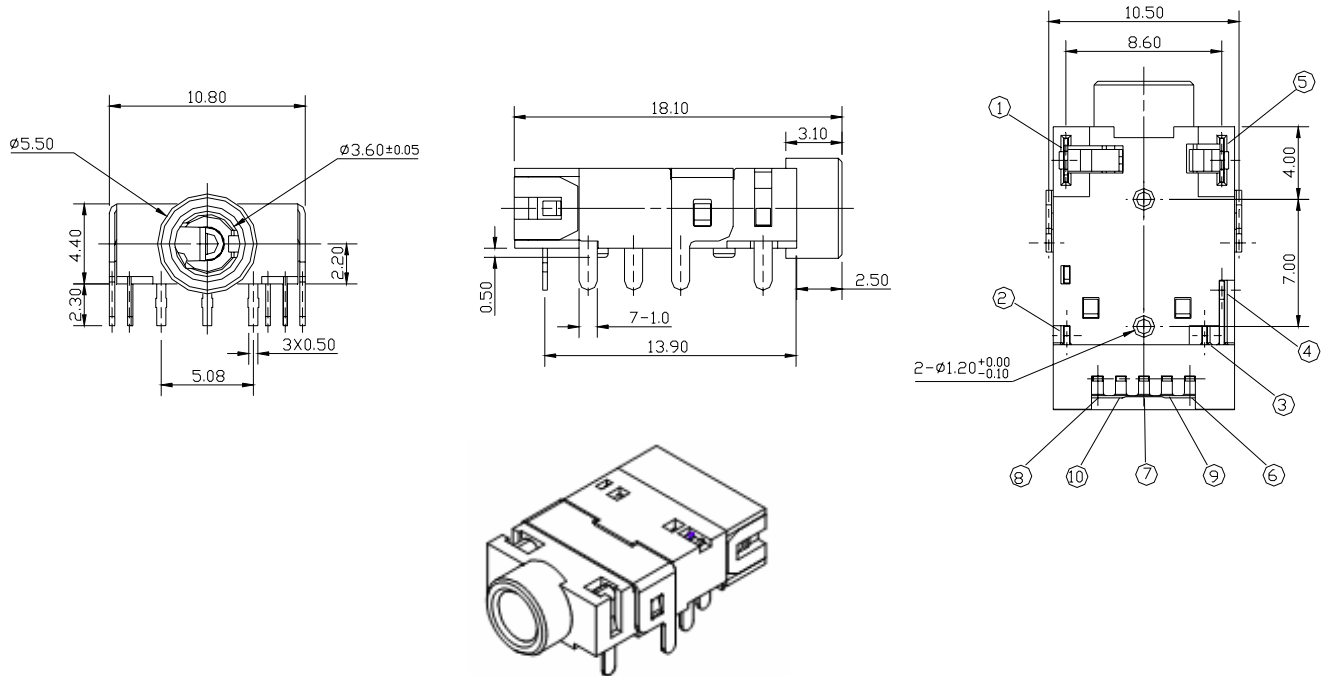
Device Selection Guide

Chip		Operating Voltage (Vcc)	Dissipation Current(mA)	Fiber Coupling Light Output (dBm)		
IC Material	LED p(nm)			Typ.	Min.	Typ.
Si	650	2.7~5.5	5.5	-21	-	-15

Technical Data Sheet- Light Transmitting Unit

DATA LINK : DLT11M1

Package Dimensions

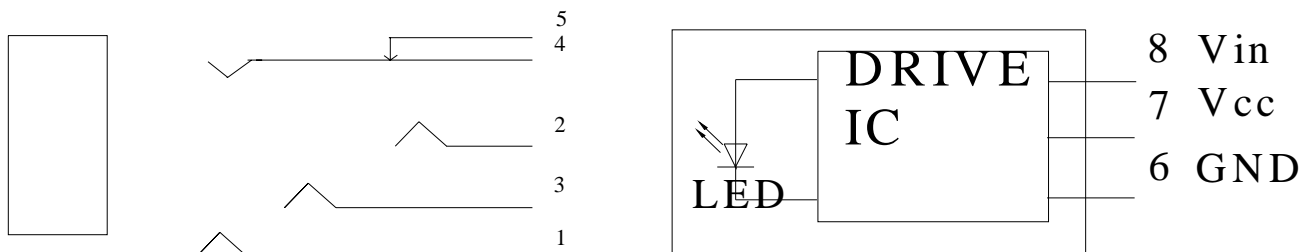


- Notes:**
1. All dimensions are in millimeters.
 2. General Tolerance: ± 0.2 mm
 3. Pin 1 ~ 5 golden plating.

Pin Function

- 1 ~ 5 : jack terminal (1,5 : detector ; 4: GND ; 2 : left channel ; 3 : right channel)
 6 ~ 10 : device terminal (6 : GND ; 7 : Vcc ; 8 : Vin ; 9, 10 : internal connection)

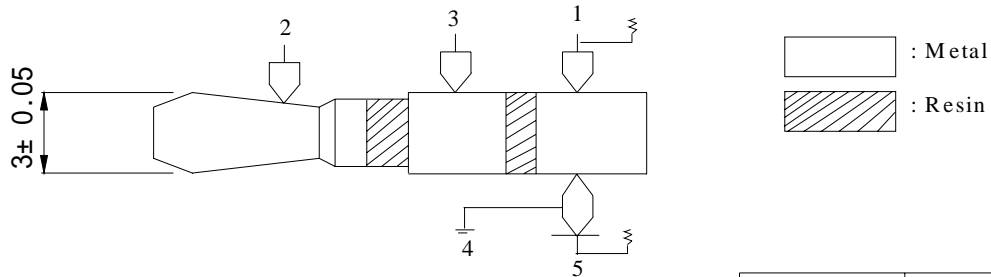
Jack Terminal Configuration



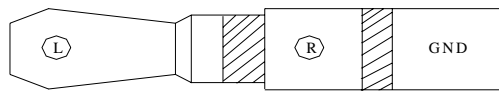
Technical Data Sheet- Light Transmitting Unit

DATA LINK : DLT11M1

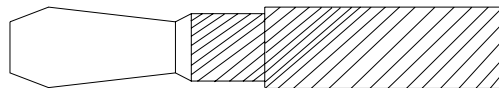
Optical Mini-jack Connection (using JIS C6560 standard plug)



Analog electric signal



Digital optical signal



Input side	Output side
LINE IN MIC	LINE OUT HEAD PHONE
	OPTICAL DIGITAL OUTPUT

Type of plug	Output of terminal		Output of terminal
	5	1	2,3
Analog electricity	L	L	Signal data input/output
Digital optics	L	H	Signal data output
No plug	H	H	-

Absolute Maximum Ratings(Ta = 25)

Parameter	Symbol	Rating	Unit
Supply Voltage	Vcc	-0.5 to 7	V
DC Input Voltage	Vin	-0.5 to Vcc+0.5	V
Power Dissipation	P	120	mW
Storage Temperature	Tstg	-30 to 80	
Operating Temperature	Topr	-20 to 70	
Soldering Temperature	Tsol	260*	

*Soldering time ≤ 5 s / 2 times.

Technical Data Sheet- Light Transmitting Unit

DATA LINK : DLT11M1

Electro-Optical Characteristics

Parameter	Symbol	Conditions	MIN.	TYP.	MAX.	Unit
Operating Voltage	V _{cc}	-	2.7	-	5.5	V
Peak Emission Wavelength	λ_p	-	640	-	670	nm
Transmission Speed		NRZ signal	DC	-	16	Mbps
Transmission Distance		Using APF	0.2	-	20	m
Pulse Width Distortion	Δtw	16Mbps NRZ Signal	-25	-	25	ns
Fiber Coupling Light Output	P _f	*1	-21	-17	-15	dBm
Dissipation Current	I _{cc}	*2	-	-	10	mA
High Level Input Voltage	V _{IH}		2	-	-	v
Low Level Input Voltage	V _{IL}		-	-	0.8	v
Rise Time	t _r	*3	-	30	40	ns
Fall Time	t _f	*3	-	20	30	ns
Low → High propagation delay time	t _{PLH}	*3	-	-	100	ns
High → Low propagation delay time	t _{PHL}	*3	-	-	100	ns
Jitter	Δt_j	*3	-	1.5	15	ns

Mechanical Electro-Optical Characteristics (Jack)

Parameter	Symbol	Conditions	MIN.	TYP.	MAX.	Unit
Insertion and withdrawal force	F _p	*a	3.9	-	34.3	N
Contact resistance	R _{con}	*b	-	-	30	m
Isolation resistance	R _{iso}	D.C.500V, 1min	100	-	-	M

*a Using JIS C6560 standard plug (3.5) for test.

*b It measures at 100 mA or less 1000 Hz at the condition of inserting JIS C6560 plug .

The DLT11M1 light transmitting unit satisfies EIAJ CP-1201 digital audio interface standard.

Technical Data Sheet- Light Transmitting Unit

DATA LINK : DLT11M1

Reliability Test Items

No.	Item	Test Condition	Test Hour/Cycle	Samples	Number (n) Failure (c)
1	Soldering Heat	260 ±5	5 sec./2times	22	n=22, c=0
2	High temp. & Hum. storage	Ta=40 , 90%RH	500	22	n=22, c=0
3	High temp. storage	Ta=80	500	22	n=22, c=0
4	Low Temp. storage	Ta=-30	500	22	n=22, c=0
5	Temp. cycling	-30 ~ 80 (30min) (5min) (30min)	20	22	n=22, c=0
6	High Temp. Operation life	Ta=60 , Vcc=5V ON	500	22	n=22, c=0
7	Repeated operation	500 times	Coupling force < 2 kg 0.4kg<Detaching force <2kg	22	n=22, c=0
8	Terminal Strength(tension)	Weight: 500 g 30 sec./each terminal		22	n=22, c=0
9	Terminal Strength(bending)	Weight: 500 g 2 times/each terminal		22	n=22, c=0
10	Mechanical Shock	Acceleration: 1000m/s ² Pulse width: 6 ms 3 times/ X,Y,Z direction		22	n=22, c=0
11	Vibration	Frequency range: 10~55 Hz /sweep 1 min Overallamplitude:1.5 mm 2H./X,Y,Z direction		22	n=22, c=0

I_{cc} (dissipation current): CURRENT ATTENUATE DIFFERENCE < 20%

P_f (fiber coupling light output): BRIGHTNESS ATTENUATE DIFFERENCE < 20%

T_{PLH} (propagation L → H delay time): DELAY TIME DIFFERENCE < 20%

T_{PHL} (propagation H → L delay time): DELAY TIME DIFFERENCE < 20%

T_r (rise time): TIME DIFFERENCE < 20%

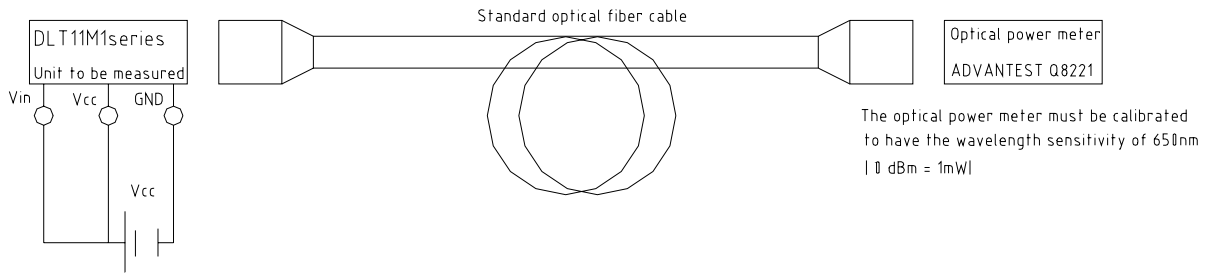
T_f (fall time): TIME DIFFERENCE < 20%

Technical Data Sheet- Light Transmitting Unit

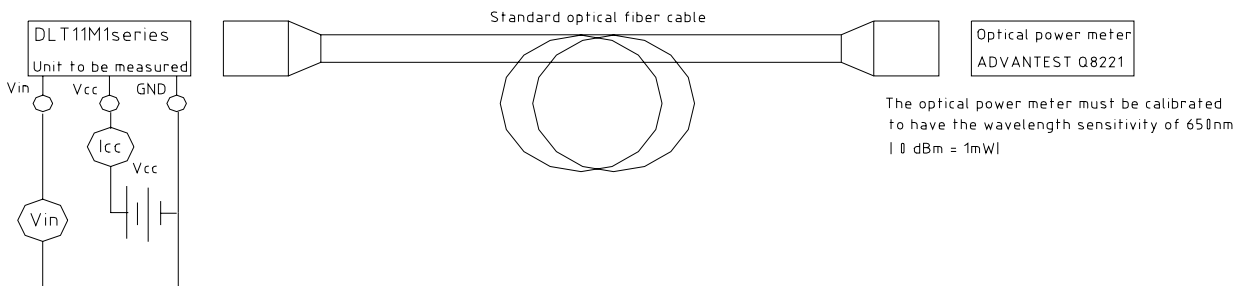
DATA LINK : DLT11M1

Measuring Method

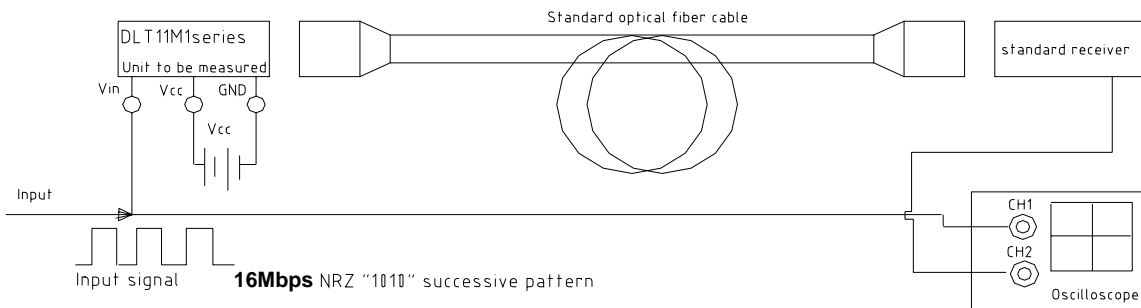
*1 Measuring method of optical output coupling fiber



* 2 Input voltage/power dissipation measuring method



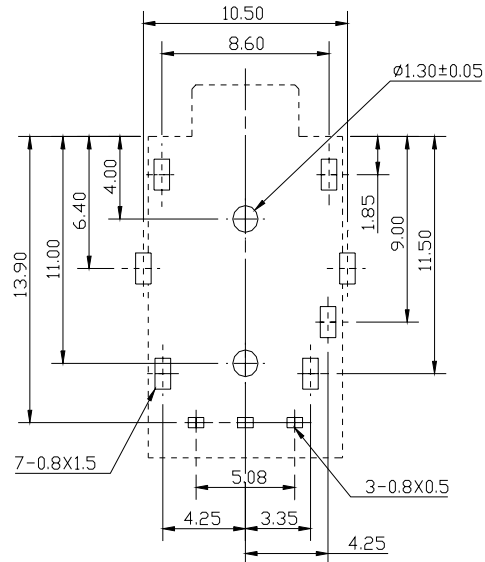
*3 Pulse response and jitter measuring method



Technical Data Sheet- Light Transmitting Unit

DATA LINK : DLT11M1

PCB Layout For Electrical Circuit



Notes:

1. unit:mm
2. Unspecified tolerance: ± 0.3 mm
3. Substrate Thickness:1.6mm

Precautions for Using Method

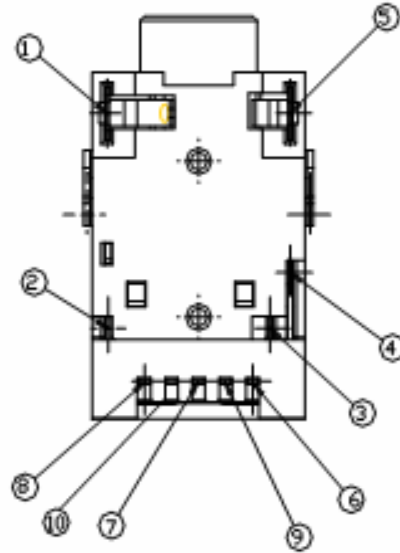
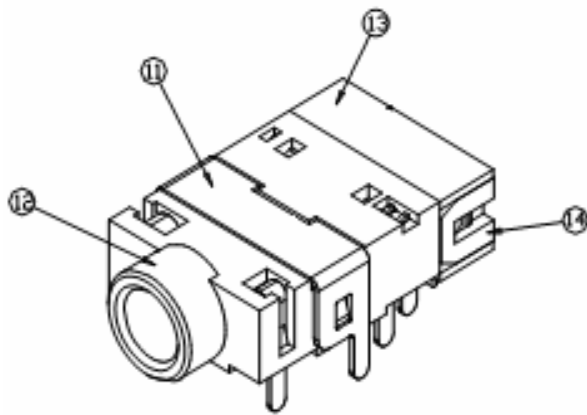
1. Connect a by-pass capacitor (0.1uF) close to the DLT11M1 within 7 mm of the unit lead frame.
2. Take proper electrostatic-discharge (ESD) precautions while handling these devices. These devices are sensitive to ESD.
3. IR-reflow Maximum ratings

IR-reflow time	Peak Temp.	Over 200 time
400 sec	240	150 sec

Technical Data Sheet- Light Transmitting Unit

DATA LINK : DLT11M1

Material Description




ITEM	NAME	MATERIAL	FINISH	NOTE
1	Ground	PBS	Au	
2	Tip	Cu+Ti	Au	
3	Ring	PBS	Au	
4	GND	Cu+Be	Au	
5	Shunt	PBS	Au	
6	GND	PBS	Tin	
7	Vcc	PBS	Tin	
8	Vin	PBS	Tin	
9	Connection	PBS	Tin	
10	Connection	PBS	Tin	
11	Shield	BRASS	Tin	
12	Housing	PA-9T		UL94V-0
13	Switch Housing	PA-9T		UL94V-0
14	Cover	PA-9T		UL94V-0

Technical Data Sheet- Light Transmitting Unit

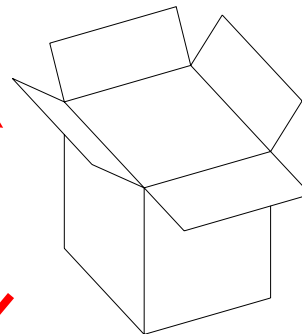

DATA LINK : DLT11M1

Package

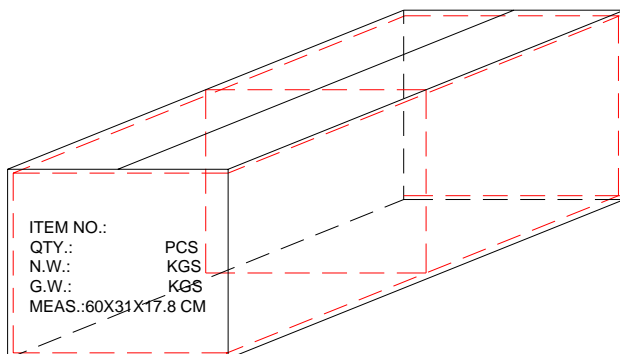

Item	Quantity	Total	Size (long*width*high)
Tray	1	150 pcs	28.5*28.5*1.08 cm
Inner box	10 tray/box	1500 pcs	29*29*14cm
Outer box	2 inner box/outer box	3000 pcs	60*31*17.8 cm



150 pcs/tray
(28.5*28.5*1.08 cm)



10 tray/box(1500pcs)
(29*29*14cm)



2 inner box/outer box (3000pcs)
(60*31*17.8cm)

Technical Data Sheet- Light Transmitting Unit
DATA LINK : DLT11M1

REV	DESCRIPTION	RELEASE DATE