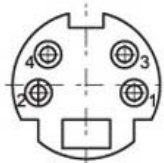
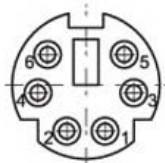
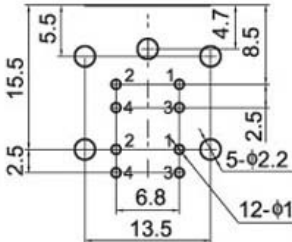
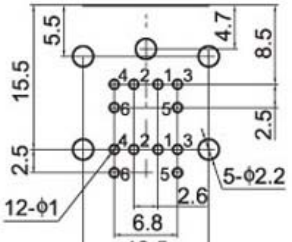


| | | |
|--|---|---|
| <p>孔位布局 ARRANGEMENT OF CONTACTS</p> |  |  |
| <p>接点数(NO. OF CONTACTS)</p> | <p>4</p> | <p>6</p> |
| <p>产品型号(MODEL NO.)</p> | <p>MDC2-4-107</p> | <p>MDC2-6-107</p> |
| <p>线路板开孔示意图 P.C.B LAYOUT (VIEWED FROM COPPER SIDE)</p> |  |  |