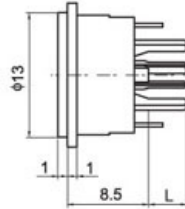
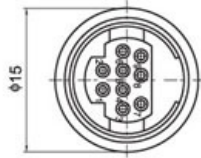
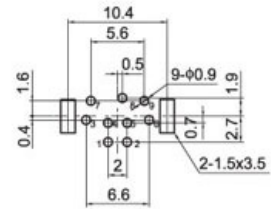




MDC-9-006



PCB LAYOUT
 (VIEWED FROM COPPER SIDE)



MODELS	L
MDC-9-006	L=4
MDC-9-006A	L=2.7