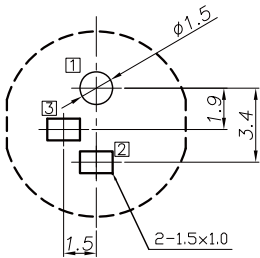
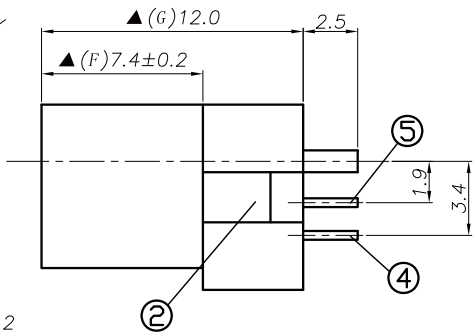
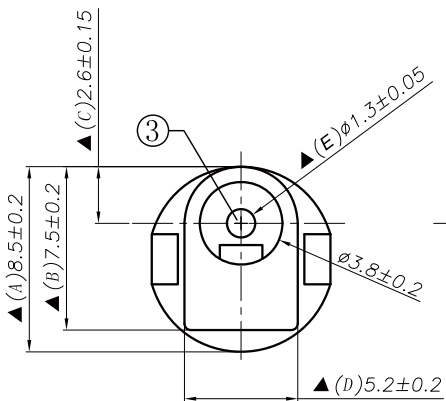
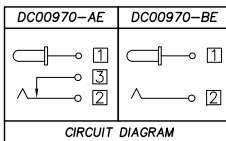
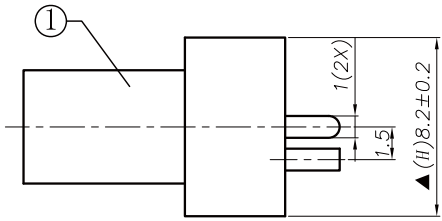


REV.	DESCRIPTION	APPD.	DATE.

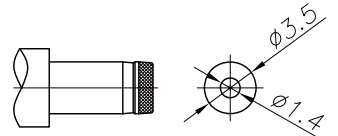


P. C. B Layout (Top view)



CIRCUIT DIAGRAM

□ : TERMINAL NO.



DC MATE PLUG

DC 0 0 9 7 0 - \_ E 66 0A G 0 4  
 (1) (2) (3) (4) (5) (6) (7) (8) (9)

- (1):Series type:DX=DC POWER JACK
- (2):Series No.
- (3):Schematic option: A ,B
- (4):Center pin diameter:  
E=φ1.3
- (5):Material of housing:  
66=PA66
- (6):Housing color:  
Zero 0A=Black
- (7):Terminal plating:  
G=Gold(Au)
- (8):Special option:  
0=No special option
- (9):Packing mode:  
4=Bag packing

**SPECIFICATION**

- 1.Rating : DC 30V 0.5A;
- 2.Contact resistance: ≤30mΩ;
- 3.Insulation resistance: ≥100MΩ (DC500V);
- 4.Withstand voltage: 500VAC ;
- 5.Insertion and extraction force: 3-30N;
- 6.life test: 5,000 cycles;
- 7.Operation temperature range:-20°C~70°C;
- 8.Preservative temperature range:-40°C~85°C;
- 9.Sign"▲"is importance dimension.

(5) Shunt terminal	(3) 1	Brass,t0.5	DC00970-03	Gold plating	
(4) Tip spring	(2) 1	Phosphor bronze,t0.3	DC00970-02	Gold plating	
(3) Center pin	(1) 1	Brass	DC00970-99E	Gold plating	
(2) Cover	1	PA66	DC00970-S2		
(1) Housing	1	PA66	DC00970-S1		
NO.	DESCRIPTION	QTY	MATERIAL	PART NO.	REMARK
UNIT:MM		TYPE:		MODEL NO:	
		DC POWER JACK		DC00970-_E660AG04	
DESIGNER BY:		Wangyan 2010. 10. 07		PAPER NO: A4 TOLERANCE ±0.3 ANGLES ±2' SCALE FULL VER 0	
CHECK BY:				PAGE 1 OF 1 HUI YANG CO., LTD. www.hy1688.com.tw TEL:886-2-82618986	
APPROVED BY:					