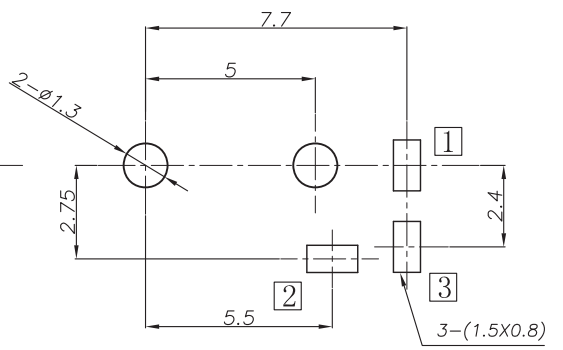
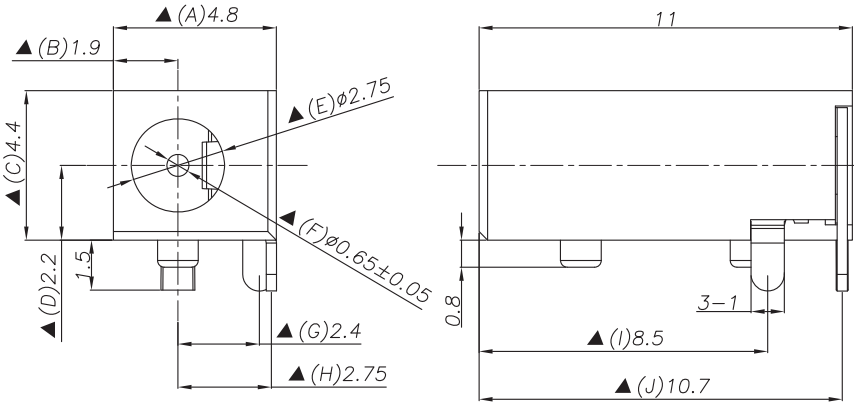


REV. LTR.	DESCRIPTION	SIGN	DATE



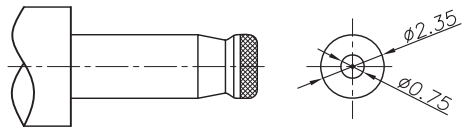
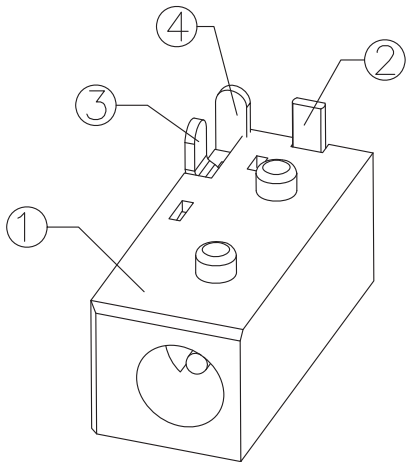
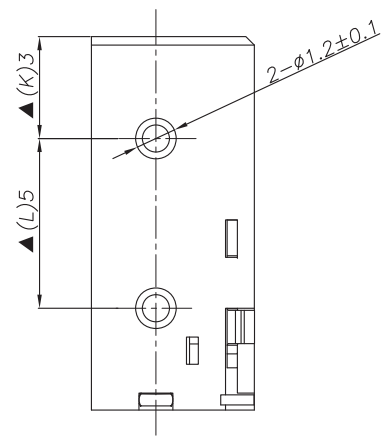
P. C. B Layout (Copper-sided view)

Ordering information:

DC 0 0 9 3 0 - □ A PB 0A S 0 4

(1) (2) (3) (4) (5) (6) (7) (8) (9)

- (1):Series type:DC=DC POWER JACK
- (2):Series No.
- (3):Schematic option:
A、B
- (4):Center pin diameter:
A=∅0.65
- (5):Material of housing:
PB=PBT (Standard)
- (6):Housing color:
0A=Black
- (7):Terminal plating:
S=Silver (Ag)
- (8):Special option:
0=No special option
- (9):Packing mode:
4=Bag packing



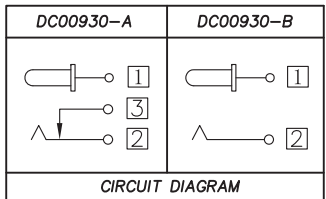
DC MATE PLUG

Notice:

- A).Use lead-free solder;
- B).Level 1 of SONY SS00259 Environment-related substances should NEVER be used;
- C).Purchase ink, paint, wire rods, and molding resins only from the business partner that SONY approves as Green Partners.

SPECIFICATION

- 1.Rating : DC 20V 2A;
- 2.Contact resistance: ≤ 30mΩ;
- 3.Insulation resistance: ≥ 100MΩ (DC500V);
- 4.Withstand voltage: 500VAC ;
- 5.Insertion and extraction force: 3-30N;
- 6.life test: 5,000 cycles;
- 7.Operation temperature range:-20°C~70°C;
- 8.Preservative temperature range:-40°C~85°C;
- 9.Sign"▲ "is importance dimension.



□ : TERMINAL NO.

④	Shunt terminal	③	1	Brass t=0.3	DC00930-03(WP-1256)	Silver plating
③	Tip spring	②	1	Bronze t=0.3	DC00930-02(TP-1257)	Silver plating
②	Center pin	①	1	Bronze	DC00930-99A(YZ-1258)	Silver plating
①	Housing		1	PBT UL94V-0	DC00930-S1(ST-1255)	

NO.	DESCRIPTION	QTY	MATERIAL	PART NO.	REMARK
UNIT: MM	TYPE:	MODEL NO:	PAPER NO: A4	PAGE 1 OF 1	
	DC POWER JACK	DC00930-APB0AS04	TOLERANCE	ANGLES	SCALE
			±0.3	±2'	N/A
				VER	2

DESIGNER BY:	Li Wenhui 2010.6.4	淮 洋 有 限 公 司 HUAI YANG CO., LTD. www.hy1688.com.tw TEL:886-2-82618986
CHECK BY:		
APPROVED BY:		