REV. LTR.	DESCRIPTION	SIGN	DATE

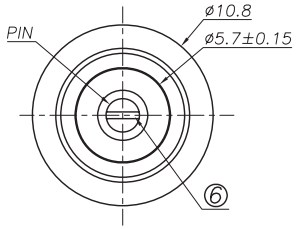

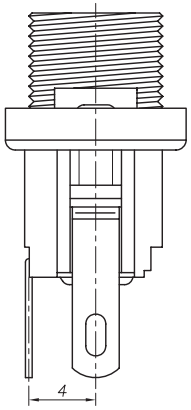

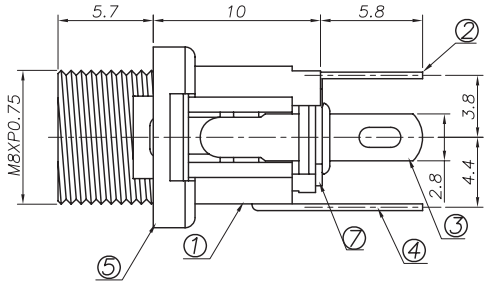

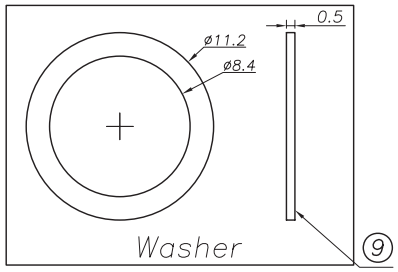

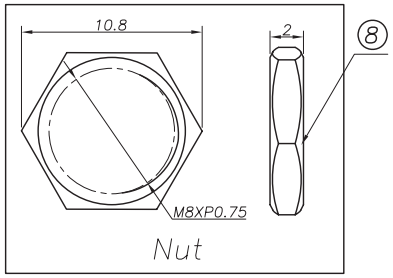

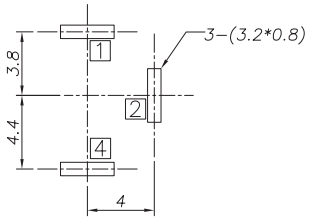

P.C.B Layout
(Copper-sided view)

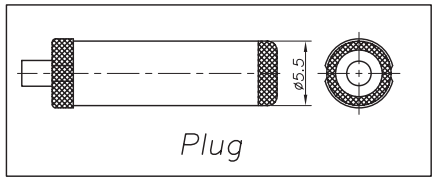

Ordering information:

DC0025M-□ □ PB 0A C 0 4
(1) (2) (3) (4) (5) (6) (7) (8)

(1) :Series No

(2) :Schematic option: A B

(3) :Center pin diameter: H=2.0 I=2.35 J=2.5

(4) :Material of housing:
PB=PBT (Only)

(5) :Housing color:
0A=Black(Only)

(6) :Terminal plating
S=Silver(Ag)
T=Tin(Sn)
C=copper&tin alloy plating (Standard)

(7) :Special option
0=No special option

(8) :Packing mode:
4=Bag packing

Model NO.	DC0025M-A	DC0025M-B
Schematic	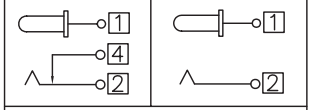	
CIRCUIT DIAGRAM		

□:TERMINAL NO.

Model No.	DC0025M-_H	DC0025M-_I	DC0025M-_J
PIN	ø2.0	ø2.35	ø2.5

NO.	DESCRIPTION	QTY	MATERIAL	PLATING
⑨	Washer-2	1	Brass	Ni-Plating
⑧	Nut	1	Brass	Ni-Plating
⑦	Washer-1	2	Bakelite	
⑥	Pin	1	Bronze	Ni-Plating
⑤	Bushing	1	Brass	Ni-Plating
④	Shunt Terminal 4	1	Brass	Cu-Sn-Plating
③	Tip Spring 2	1	Phosphor bronze	Cu-Sn-Plating
②	Center pin terminal 1	1	Brass	Cu-Sn-Plating
①	Housing	1	PBT	Black

UNIT: MM	TYPE:	MODEL NO:	PAPER NO: A4		PAGE 1 OF 1	
	DC POWER JACK	DC0025M-_ _PB0AS04	TOLERANCE	ANGLES	SCALE	VER
			±0.3	±2°	FULL	2

DESIGNER BY:	XiaoPingdong 2011.01.12
CHECK BY:	
APPROVED BY:	

淮洋有限公司 HUAI YANG CO., LTD.
www.hy1688.com.tw TEL:886-2-82618986

SPECIFICATION

1. Rating : 30V 3.0A;
2. Contact resistance: ≤30mΩ;
3. Insulation resistance: ≥100MΩ (DC250V);
4. Withstand voltage: 500VAC ;
5. Insertion and extraction force: 3-30N;
6. life test: 5,000 cycles。