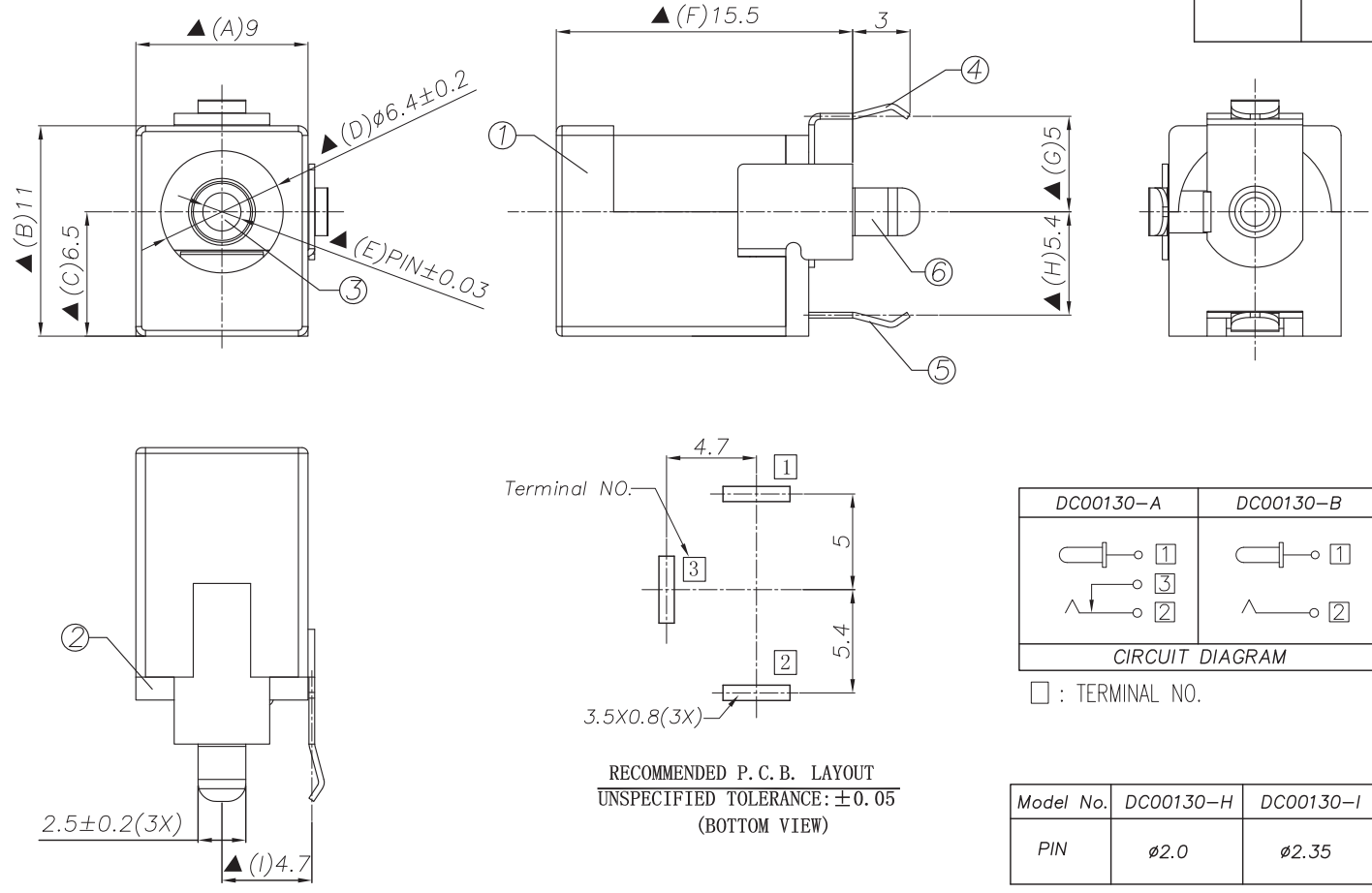
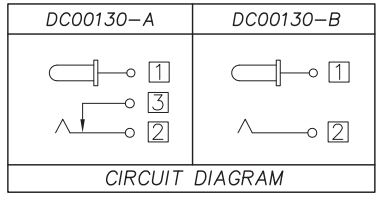


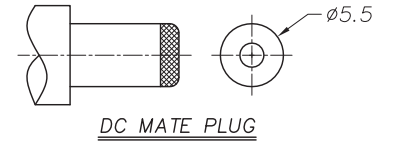
REV. LTR.	DESCRIPTION	SIGN	DATE
	Update drawing	Zhangyiku	2011.07.06.



Ordering information:
 DC00130-□ □ PB □ □ T 0 4
 (1) (2) (3) (4) (5) (6) (7) (8)
 (1):Series No.
 (2):Schematic option: A, B
 (3):Center pin diameter:
 H=φ2.0 , I=φ2.35 , J=φ2.5
 (4):Material of housing:
 PB=PBT (Standard)
 (5):Housing color:
 Zero → 0A=Black 9C=White (0419)
 (6):Terminal plating:
 T=Tin (Sn)
 (7):Special option:
 0=No special option
 (8):Packing mode:
 4=Bag packing



Model No.	DC00130-H	DC00130-I	DC00130-J
PIN	φ2.0	φ2.35	φ2.5



RECOMMENDED P. C. B. LAYOUT
 UNSPECIFIED TOLERANCE: ±0.05
 (BOTTOM VIEW)

Specification:
 1. Rating : DC 20V 2.5A.
 2. Contact resistance: ≤30mΩ.
 After test: ≤50mΩ
 3. Insulation resistance: ≥100MΩ (500VDC).
 After test: ≥50MΩ
 4. Withstanding voltage: 500VAC.
 5. Insertion and extraction force: 3N~30N.
 6. life test: 5000cycles min.
 7. Operation temperature range: -20°C~70°C.
 8. Preservative temperature range: -40°C~85°C.
 9. Sign "▲" is importance dimension.

⑥	Shunt terminal	③	1	Brass t0.3	DC00130-03	Tin plating
⑤	Tip spring	②	1	Phosphor bronze t0.3	DC00130-02	Tin plating
④	Center pin terminal	①	1	Brass t0.3	DC00130-01	Tin plating
③	Center pin	①	1	Brass	DC00050-99H/I/J	Nickel plating
②	Cover		1	PF	DC00130-S2	
①	Housing		1	PBT	DC00050-S1	

NO.	DESCRIPTION	QTY	MATERIAL	PART NO.	REMARK
UNIT: MM	TYPE:	MODEL NO:	PAPER NO: A4	PAGE 1 OF 1	
	DC POWER JACK	DC00130-__PB__T04	TOLERANCE	ANGLES	SCALE
			±0.3	±2'	N/A
			VER	2	

DESIGNER BY: Zhangyiku 2011.07.06
 CHECK BY: Michael 2011.07.06
 APPROVED BY: Ocean 2011.07.06
 淮洋有限公司 HUAI YANG CO., LTD.
 www.hy1688.com.tw TEL:886-2-82618986